

# Barn & Mill Gallery

## Custom Order Info & Examples

[www.barnandmillgallery.com/custom-orders](http://www.barnandmillgallery.com/custom-orders)

[barnandmillgallery@gmail.com](mailto:barnandmillgallery@gmail.com)

# Table of Contents

About Custom Orders	2
Examples of Wood Species	3
Examples of Artisan Tabletops	12
Examples of Legs	19
Examples of Side Tables	33
Custom Dining Room Tables	38

## About Custom Orders

Barn and Mill Gallery offers customers the opportunity to design their own bench or table. For benches, select a wood species and match it with a set of legs. Or, for side steel side tables, choose from an art design top and match that with a set of legs.

Examples of both species and legs are shown in this catalog. Most wood species are native to New England and are mostly pine, white or red oak, maple, ash, elm, black walnut, apple and a few others. For all these, Barn and Mill scours New England looking for pieces that offer character. We avoid selecting “just a piece of wood”.

We engage a potential customer in a design process that helps to define the parameters for the piece.

Price varies and depends on availability. Time to complete and ship may require time to find the “best” slab of wood that satisfies customer’s wishes.

Side tables can be shipped UPS, while benches may require special arrangements. See website for more details.

The following pages should give you an idea of what is possible.

# Examples of Wood Species

I travel all over New England to search out live-edge slabs with “character”. Here is a sampling.

## Pine with Edge Bluing



# Apple



## Light Cherry



## Dark Cherry





## Black Walnut



# Oak





# Spalted Maple



## Ambrosia Maple




## Examples of Artisan Tabletops

All artisan tabletops are different and hard to duplicate based on the process used. They are truly one-of-a-kind.

Here are photos of what we have produced so far.

Each side table is typically 16''w x 16''l x 17-18''h



















## Examples of Legs

Most can be used on benches, coffee tables, console tables, dining tables & side tables.



# Denali



# Sequoia



# Olympic



# Acadia





# Zion

(Minimum slab width 16")



## Big Bend



# Glacier



# Arches



# Yellowstone



# Yosemite



# Bryce



# Teton





## Barn Beam

Most barn beams will contain artifacts such as mortises, as shown.



## **Examples of Side Tables**

Our artisan side tables can sit on a barn-beam base or on most of our leg styles.



**Top on Barn Beam**



**Top on Olympic legs**



**Top on Big Bend Legs**



**Top on Arches legs**



**Travertine on Arches Legs**



**Top on Glacier Legs**



Top on Sequoia Leg

# Custom Dining Room Tables

Barn and Mill Gallery does accept requests for dining tables. Each table is custom built to the specifications of the customer.

## Size:

Tabletops can be from 30" to 36" wide, depending upon the wood species and specific slab. Over 36" wide will require a join of two slabs. Tables can be any length, but typical lengths are 60", 72", 80" and 84".

The determining factor in table length is the number, size, type, and arrangement of chairs.

Considerations include:

- Overall feeling of the table in the space. Is a harvest table (30" wide) preferred in a smaller space? Is 36" more comfortable?
- Customers with condos or small living spaces may want to consider a 30" table for room esthetics.
- How many chairs? 4, 6, 8?
- For 4 chairs: 1 at each side, consideration may be for a 30"x48" long table or 36"x36" square table.
- For 6 chairs:
  - Arrange 2 per side and 1 at each end for table widths of 36" or so. Length would be 60" or so.
  - Arrange 3 per side, none at the ends, for a harvest table (30" wide). Length would be 72" or so.
- For 8 chairs: typically, 3 per side and 1 at each end. (72" or 80")
  - Arrange 3 per side and 1 at each end for table widths of 36" or so. Length would be 72" or so.
  - Arrange 4 per side, none at the ends, for a harvest table (30" wide). Length would be 84" or so.
- Bulky or slender chairs: will ultimately determine the table length.

We suggest the use of legs at the outer ends of the table rather than inward in order to provide leg space without diners knocking knees on the legs.

If a customer is downsizing to a smaller space, one should think about a 30", 34", or 36" wide table.

### **Wood:**

After determining the size of the table, the customer must decide on the type of wood and legs to be used

Do you prefer a light/blond color or a dark color? Would you like there to be features such as prominent grain or knots or streaks ...etc. Wood choices could be selected from: poplar, maple (available in a very wide array of patterns), and cherry, or, ash, birch, beech, elm (all limited availability) or black walnut. Selection can be daunting so prepare to look at many different species.

### **Legs:**

All legs are 28" high leading to 30" table height given a typical 2" live edge slab. However, processing slabs is often necessary which may result in heights ranging from 29 1/2 to 30".

For larger tables, we recommend bulky legs; for smaller tables, a more delicate leg style might be appropriate.

### **A Process:**

Purchasing a custom-built dining table is a process. It is not as simple as walking into a store and picking from just a handful of offerings.

Barn & Mill Gallery will be happy to guide you through this process.